

Data Observability Success Reporting

ACCELERATOR

Overview


To drive sustained value from data observability, enterprises need to measure what's working—and what's not. Bigeye's Data Observability Success Reporting package helps teams define, instrument, and operationalize the KPIs that matter most.


By leveraging Bigeye's native data sharing capabilities (across Snowflake, Databricks, and more), we enable real-time reporting on the metrics that align to your business goals, whether it's reducing Mean Time to Resolution or increasing monitoring coverage by data quality dimension. The result is a fully transparent, data-driven view of your observability program's success.


Key Benefits


- Quantify the impact of data observability
- Align metrics with business outcomes
- Identify top areas for improvement
- Standardize KPIs across teams
- Turnkey data sharing from Bigeye

What's Included

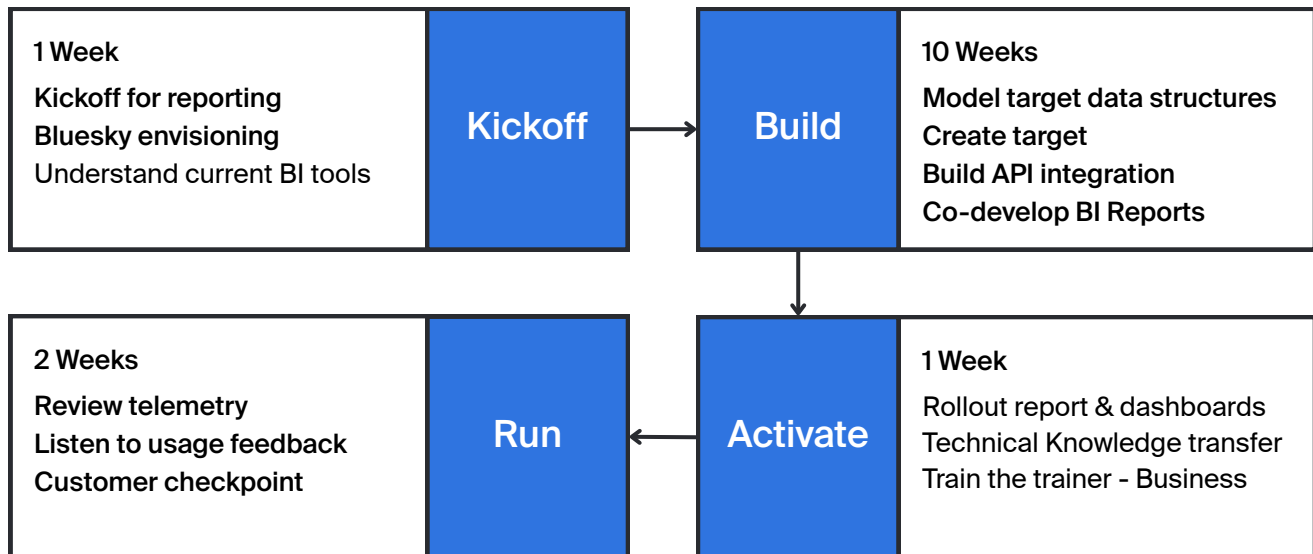
 **Tailored KPI Strategy**
We work with your team to identify metrics to best reflect your priorities.

 **Implementation**
We configure secure data shares and reporting pipelines into your preferred data source.

 **Alignment and Evangelism**
We help you select and refine KPIs, and help you share them amongst teams and stakeholders.

 **Read-out**
We conclude with a presentation of your initial KPI baselines, trends, and key opportunities for improvement.

Lifecycle



Sample Deliverables

- Desired report data observability mockups
- Establish data structure for data observability reporting
- Build API data integration
- Co-developed sample dashboard & reports
- Reporting rollout documentation
- Input to Data Roadmap

The Bigeye data observability platform helps data teams proactively detect, understand, and resolve data pipeline and quality issues so you can create in trust in everything your organization builds with data.